



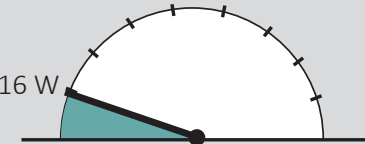
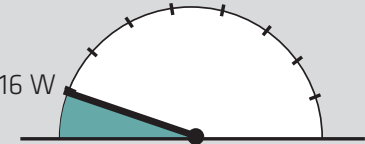
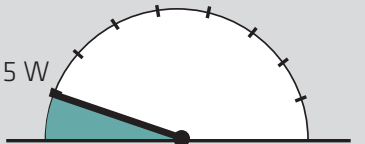
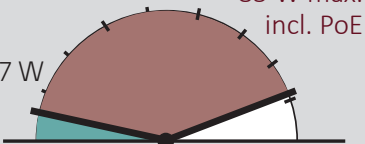




INDUSTRIAL ETHERNET SWITCHES – 3U COMPACTPCI SERIAL

	 G101	 G102	 G303	 G304
Channels	24 × 1000BASE-T, or 24 × 1000BASE-T plus 1 × 2.5 Gb SFP Compatible with additional line cards	24 × 1000BASE-T Compatible with additional line cards	16 × 1000BASE-T	5 × 1000BASE-T
Management	Fully Managed	Fully Managed	Unmanaged	Unmanaged
Front Connector	RJ45 + SFP or M12 A-coded	M12 X-coded	RJ45 or M12 A-coded	RJ45 or M12 X-coded
Consumption	 16 W	 16 W	 15 W	 7 W 85 W max. incl. PoE